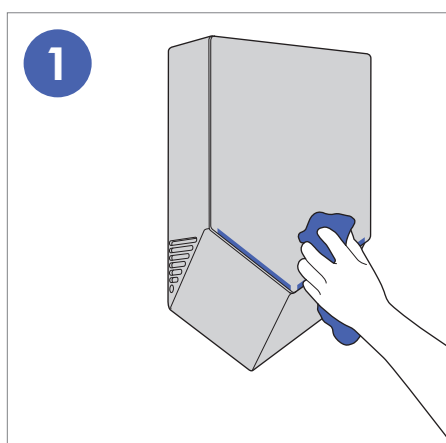
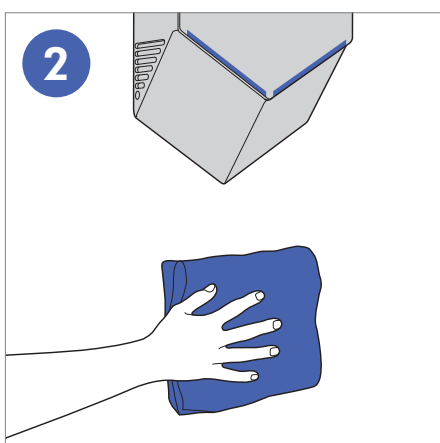


Keep it clean

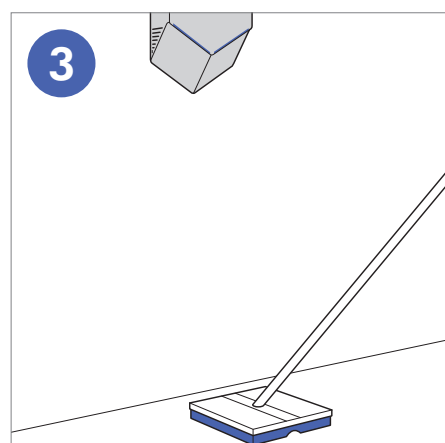
The Dyson Airblade V hand dryer should be cleaned daily. Follow these 3 simple steps to ensure the machine performs to its best and remains hygienic. Using the wrong cleaning method or product may invalidate the warranty.



Wipe all surfaces with a soft and non-abrasive cleaner, including the air inlets on the side of the machine.



Clean the wall underneath the machine. This may be required more regularly in high use areas.



Clean the floor beneath and around the machine.

Important information

Do not pressure wash the machine.

All cleaning chemicals should be used exactly as indicated by the manufacturer's instructions (including appropriate dilution).

If a cleaning product is left on the machine for too long, a film will form. This may reduce the effectiveness of the antibacterial additive.

Any chemicals intended for use should first be tested on an inconspicuous area to confirm suitability. Aside from cleaning chemicals, care should be taken to avoid any harmful fluids from coming into contact with the product, in particular oils and alcohol-based products.

Chemical guidelines

Most professional cleaning chemicals can be used. The following are some that are harmful to the machine.

DO NOT USE:

- Alcohol-acid mixes
- Alcohol
- Solvent/oil-based
- Quaternary ammonium
- Alkali-bleach mixes
- Foaming ingredients
- Bleach or abrasive cleaners



Filter change kit

Designed for machines with high usage, the kit provides everything needed to change the machine's HEPA filter on site.

Contact us for more information:

0800 345 7788

www.dyson.co.uk